



**FACTS &
FIGURES
2002
DANISH
FILM INSTITUTE**

TABLE 1

KEY FIGURES DENMARK

Population (2002)		5.3 m
Government/political organization		Constitutional monarchy
Average G.D.P. per capita/per month (1999)	[Euro 2,810 m]	DKK 20,896 m
Regulatory body for media		Ministry of Cultural Affairs
Budgets 2001		
Total government subsidy to cinema activities	[Euro 49 m]	DKK 364 m
- hereof for production (feature films)	[Euro 18.8 m]	DKK 140 m
- hereof for production (shorts & documentaries)	[Euro 5.2 m]	DKK 39 m
Production 2001		
FEATURE FILMS		
Danish feature films released		19
- supported by DFI (finance: national or "major" coproductions)		19
- of these: films for children and young people		8
Minor coproductions released (in DK and C.o.O. 2001) and supported by DFI		4
Average cost of a feature film	[Euro 1.6 m]	DKK 12.1 m
Average subsidy coverage		49%
SHORT FILMS & DOCUMENTARIES		
DFI Danish short films & documentaries		50
- allocated production support (5 released commercially)		32
- promotion support		16
- minor coproductions (C.o.O. offshore)		2
Average cost of a short & documentary	[Euro 0.718 m]	DKK 1.6 m
Average subsidy coverage		46%
Distribution 2001		
Number of distributors		14
Number of films screened		661
Number of first releases		172
Average number of admission: national films released 2001		138,000
Average number of admissions: foreign films released 2001		49,000
Exhibition 2001		
CINEMAS		
Number of cinemas		165
Number of screens		361
Number of seats (1000s)		55,200
Number of admissions per capita		2.22
Average ticket price incl. VAT	[Euro 7.30]	DKK 54
Average film rental percentage of GBO		44%
Cinema admissions (national share 30 percent)	[Euro 1.6 m]	DKK 12 m
GBO incl. VAT (national share 28 percent)	[Euro 87 m]	DKK 646 m
Television & Video 2000		
Number of public nationwide broadcasting channels		4
[DR1; DR2 (satellite 74% coverage); TV 2; TV 2 Zulu]		4
Number of nationwide private channels [TV3, TV3+, Tv Danmark1; TvDanmark2]		4
TV, cable, satellite dish penetration of households:		
TV		97%
Cable		63%
Satellite dish		16%
VCR penetration		77%
DVD penetration		7%
Video software market revenue (1999)	[Euro 160 m]	DKK 1,187 m
VHS rentals	[Euro 70 m]	DKK 517 m
DVD rentals	[Euro 0.780 m]	DKK 5.8 m
VHS sales revenue	[Euro 85 m]	DKK 628 m
DVD sales revenue	[Euro 5 m]	DKK 36 m

(Source: Media Trends 2001, Nordicom, Göteborg University 2001)

TABLE 2

DFI BUDGET 2002

	EURO (1000S)	DKK (1000S)
PRODUCTION & DEVELOPMENT		
Feature films subsidies		
- Production (consultant scheme)	11,507	85,500
- Production (60-40 scheme)	4,980	37,000
- Script (consultant scheme)	1,009	7,500
- Development	1,346	10,000
Shorts & documentaries subsidies		
- Production	4,441	33,000
- Script & development	808	6,000
(shorts & documentaries: 22.500 / ch-y; 7,500 / reserve: 3,000)		
Other subsidies		
- Workshops	67	500
- Workshops (external)	269	2,000
- Multimedia Pilot Project	404	3,000
- Short Fiction Film Denmark	538	4,000
- Eurimages & NFTF	1,211	9,000
- Reserve	1,157	8,600
TOTAL ALLOCATION PRODUCTION & DEVELOPMENT	27,739	206,100
DISTRIBUTION & MARKETING		
Feature films		
- Promotion/marketing subsidies	1,615	12,000
- Print subsidies	740	5,500
- Import of quality films	296	2,200
- Promotion - festivals abroad	323	2,400
- Promotion - sales abroad	135	1,000
- Promotion - Denmark	269	2,000
- Subtitling and dubbing	67	500
- Bunny's Talesproject	135	1,000
SUBTOTAL	3,580	26,600
Shorts & documentaries		
- Promotions subsidies	269	2,000
- Print subsidies	202	1,500
- Acquisition of (copy)rights	202	1,500
- Acquisition of shorts & documentaries	269	2,000
- Acquisition of licences	74	550
- Promotion - festivals	202	1,500
- Reserve (DVD and educational material)	202	1,500
SUBTOTAL	1,420	10,550
Cinemas		
- Cinema refurbishment	283	2,100
- Art cinemas	336	2,500
- Cinema re-establishment	135	1,000
SUBTOTAL	754	5,600
Center for Children & Young People	336	2,500
Media Desk	81	600
Reserve	34	250
	451	3,350
TOTAL ALLOCATION DISTRIBUTION & MARKETING	6,205	46,100
TOTAL ALLOCATION FOR GRANTS FOR SPECIFIC PURPOSES		
- (publications, education, organizations etc.)	497	3,700
TOTAL ALLOCATION FOR SUBSIDY PURPOSES	34,441	255,900
TOTAL OPERATION COSTS	14,522	107,900
TOTAL	48,964	363,800

Note 1) Total operation costs include the DFI Archive, Library, Cinematheque, Videothèque, Café and public facilities.

Note 2) Currency conversion: ECU 1 = DKK 7.43

The Danish Film Institute is a state organization under the aegis of the Ministry of Culture, and like other state bodies it is allocated funds for the year ahead when Folketinget (the Danish parliament) adopts Finansloven (the Annual Budget). For 2002 the DFI was granted DKK 364 m [Euro 49 m]. The DFI employs almost 150 people, including a number of students. The Archive & Cinematheque are regarded as part of ordinary operations and do not finance external activities in any way.

TABLE 3

DFI ACTIVITIES 2001

PRODUCTION & DEVELOPMENT		Distribution/Exhibition		Stills & Poster Archive	
Number of subsidies (feature film)		Import grants (feature film)	... titles	Number of stills files	45,000
- Script	107 titles	Cinema refurbishment	35 cinemas	Number of posters	19,455
- Development	38 titles	Art-cinema grants	7 cinemas	Number of service transactions	4,052
- Production	24 titles				
Number of subsidies (shorts & docu)		DFI distribution unit: catalogue	Catalogue	>2000 titles	
- Script	98 titles	DFI distribution unit: sales & rentals	Video sales	28,333 units	
- Development	41 titles	Video rentals	10,768 units		
- Production	54 titles				
Number of productions: Workshops		ARCHIVE & CINEMATHEQUE			
- Film Workshop Copenhagen	29 titles	Film Archive			
- Workshop Haderslev	27 titles	Catalogue	31,464 titles		
		Restoration			
		- feature film	10 titles		
		- shorts & documentary	22 titles		
		Circulation	869 titles		
DISTRIBUTION & MARKETING				Cinematheque & public facilities	
Promotion				Number of screenings	2,343
Promotion subsidies (feature film)	21 titles			Number of admissions	100,306
Promotion subsidies (shorts & docu)	... titles			Number of subscribers	4,977
Print subsidies (feature film)	... titles			Average number of admissions per screening	43
Print subsidies (shorts & docu)	... titles			Children's Cinema (screenings)	270
				Children's Cinema (number of admissions)	5,600

TABLE 4

SHORTS & DOCUMENTARIES / RELEASES 2001

All films below have either been allocated a DFI production grant or are included in DFI's promotion and non-commercial distribution (i.e. festival and educational screenings).

Danish title / English title	Production costs		DFI subsidy		Participation										Release	n
	1000s DKK	EURO	%	1000s DKK	EURO	e	f	g	h	i	j	k	l	m		
a	b		c	d												
DANISH PRODUCTIONS																
1 Alice og Emil.../ Getting the Picture	1,553	209	47	730	98	a	dk-[dr]-[nftf]-[mp]	td	ch-y	anim	fict	7	...	2001.02.23	Arken	
2 Babelstærnet	700	94	b		abn			docu	2001.00.00	Skt.Nikolaj	
3 Blod og håb/ Seasons of Blood and Hope [*]	2,713	365	50	1,361	183	b	dk-no-se-[dr]-[nftf]	abn			docu	70	...	2001.04.06	dfi-distr	
4 Elefanten og sommerfuglen	938	126	89	837	113	b		dk	td	ch-y	fict	21	...	2001.07.19	dfi-distr	
5 Epidemien / The Epidemic	1,480	199	68	1,000	135	a		dk-[dr]	abn		docu	50	...	2001.03.14	Dagmar	
6 Ernst-filmene 1)	4,020	541	42	1,700	229	a	dk-fi-is-no-se-[dr]-[nftf]	td	ch-y	anim	fict	42	...	2001.00.00	dfi-distr	
7 Family/ Family [*]	1,460	197	65	950	128	a		dk	jh		docu	90	...	2001.11.09	Grand	
8 Filmskatten/ The Cinematic Treasure 2)	2,273	306	62	1,400	188	b		dk-[dr]	td	ch-y	int.akt.	2001.10.01	Buster FF	
9 FodboldDrenge/ The Soccer Boy	1,613	217	31	500	67	a	dk-[dr]-[nftf]	td	ch-y		docu	45	...	2001.01.25	dfi-distr	
10 Glistrup	769	104	61	469	63	a		dk	jh		docu	59	dr	2001.04.19	dr tv	
11 Helgoland/ Helgoland	428	58	90	385	52	b		dk	jh		docu	12	...	2001.02.16	dfi-distr	
12 Jesus Christ Airlines	3,653	492	15	550	74	b	dk-gb-ir-is-no-se-[nftf]	jh			docu	60	...	2001.11.29	Park Bio	
13 Malakota	1,415	190	53	750	101	a	dk-no-se-[dr]-[nftf]	td			docu	60	...	2001.07.19	dfi-distr	
14 Malaria!	717	97	56	400	54	a		dk	abn		docu	46	...	2001.10.19	dfi-distr	
15 Min egen motorhest	599	81	83	500	67	a		dk	td	ch-y	docu	25	...	2001.10.18	dfi-distr	
16 Mødet med den fremmede... (Levende ord 3)	1,177	158	59	700	94	a		dk	jh		docu	59	...	2001.10.19	dfi-distr	
17 Ny fattigdom, den	663	89	44	293	39	a		dk	abn		docu	50	...	2001.11.10	Park Bio	
18 Omklædningsrummet/ The Locker Room	875	118	70	610	82	a		dk-[tv2]	td	ch-y	docu	25	...	2001.11.16	Cinemateket	
19 Omvej til frihed/ Detour to Freedom [*]	1,856	250	27	500	67	a	dk-fi-se-[nftf]	jh			docu	81	...	2001.08.31	Empire	
20 Pigen i havnen/ Faith, Love and Charity [*]	1,244	167	65	811	109	b	dk-gb-se-[dr]	abn			docu	83	...	2001.09.24	Øst f.Paradis	
21 Portræt af Gud/ Portrait of God [*]	3,261	439	40	1,300	175	b	dk-fi-no-se-[dr]	abn			docu	80	...	2001.04.20	Grand	
22 På amær	2,395	322	42	1,000	135	a		dk	jh		fict	42	...	2001.08.17	Gloria	
23 Radiofolket/ Talkradio	698	94	59	415	56	a		dk	jh		docu	28	...	2001.04.24	dfi-distr	
24 Rod i familien	1,120	151	43	476	64	a		dk-[dr]	abn		docu	58	...	2001.02.06	Cinemateket	
25 Rod i familien - del 2	757	102	39	297	40	a		dk-[dr]	abn		docu	59	...	2001.02.06	Cinemateket	
26 Råt for usødet	1,024	138	61	625	84	a		dk-[tv2]	abn		docu	52	...	2001.05.30	dfi-distr	
27 Stjålne alfabet, det	321	43	74	238	32	a		dk	abn		docu	39	...	2001.04.10	Cinemateket	
28 Storm P. opfindelser/ Storm P. Inventions	1,193	161	59	700	94	a	dk-[dr]-[nftf]	td	ch-y		docu	15	...	2001.08.29	Nationalmuseet	
29 To må man være	917	123	55	501	67	a		dk-[dr]	abn		docu	101	...	2001.09.28	Cinemateket	
30 Trækfugle/ Birds of Passage	3,617	487	29	1,050	141	b		dk-[tv2]	abn		fict	40	...	2001.11.26	Dagmar	
31 Tugt og utugt / Part I & Part II	2,086	281	14	300	40	b		dk-se-[nftf]	jh		docu	116	...	2001.10.18	dfi-distr	
32 Y - fædre og sønner	1,311	176	69	900	121	a		dk	jh		docu	80	...	2001.09.17	dfi-distr	
Total	48,147	6,480	46	22,249	2,994											
Average	1,553	209	46	718	97											
33 Connections - Ray Johnson								DFI-Workshop			docu			2001.04.05		
/ Connections - Ray Johnson								DFI-Workshop			fict			2001.08.12		
34 Escape/ Escape								DFI-Workshop			docu			2001.02.01		
35 Sofies hjerte/ Sofie's Heart								DFI-Workshop	ch-y		docu			2001.06.07		
36 Søn/ Son								DFI-Workshop			docu			2001.06.07		
37 Den gang jeg slog tiden ihjel											fict			2001.12.10		
/ Curiosity Killed the Fish								Short Fiction Film Denmark			fict			2001.01.03		
38 Gråvejrr/ Another Blue Day								Short Fiction Film Denmark			fict			2001.04.25		
39 Kys Kys/ Kiss Kiss								Short Fiction Film Denmark	ch-y		fict			2002.09.26		
40 Se mig nu/ Look At Me								Short Fiction Film Denmark			fict			2001.12.10		
41 Skoda/ Skoda								Short Fiction Film Denmark			fict			2001.02.00		
42 Susanne Sillemann/ Susanne Sillemann								Short Fiction Film Denmark	ch-y		fict			2001.01.17		
43 To kvinder/ Two Women								Short Fiction Film Denmark			fict			2001.09.17		
44 Anne Franks rejse								Acquisition			docu			2001.04.03		
45 Ka' vi være det bekendt								Acquisition			docu			2001.09.17		
46 Min største gave								Acquisition			docu			2001.07.26		
47 Staceyann Chin/ Staceyann Chin								Acquisition			docu			2001.07.26		
48 Tro, håb og batman/ Faith, Hope and Batman								Acquisition	ch-y		fict			2001.07.06		
OFFSHORE COPRODUCTIONS / MINOR / The following overview is limited to films which have received a DFI-subsidy.																
49 Lyset holder mig med selskab	3,734			450		a	dk-no-se	abn			docu			2001.10.18		
50 Respect!	1,300			200		b	dk-fi-se	jh	y		docu			2001.01.18		

Note 1) Ernst-filmene: 1) Ernst på skøjter/ Ernst Goes Skating; 2) 6) Ernst på togrejse/ Ernst and the Train Journey; 3) Ernst i Tivoli/ Ernst in Tivoli; 4) Ernst og fodbolden/ Ernst and His New Football; 5) Ernst i svømmehallen/ Ernst Goes Swimming;

Note 2) A non-commercial edu-tainment dvd-rom about film for children.

Note 3) Titles marked with [*] have been given a commercial release.

COLUMNS Column a: Distribution title in Denmark/abroad. Column b: production costs. Column c: percent of dfi subsidy to production costs. Column d: dfi subsidy. Column e: either "a" for account-figures or "b" for budget-figures. Column f: country or organization that has participated in the financial costs of the film: de: Germany, dk: Denmark, fi: Finland, gb: Great Britain, is: Iceland, ir: Ireland, nl: The Netherlands, no: Norway, se: Sweden. Organizations are limited to the following: [dr]: DRTV Danish Broadcasting Corporation. [tv2]: TV 2/Danmark. [tv1]: TV1000. ca=: Canal+. [nftf]: Nordic Film & TV Fund. [eur]: Eurimages. [mp]: EU Media Programme. Column g: films are recommended by a DFI film consultant. Initials of the film consultants: abn: Allan Berg Nielsen, jh: Jakob Høgel, td: Thomas Danielsson. Column h: Children/youth film. Column i: animation. Column j: category - [docu]: documentary, [fict]: fiction, [expe]: experimental. [int.akt.]: interactive. Column k: length in minutes. Column l: First television screening [dr]: DRTV, [tv2]: TV 2/Danmark. Column m: date of first public cinema screening. Column n: location of first public cinema screening.

For further information go to: www.dfi.dk. Click on 'links & databaser'. Click on 'distributionskataloget' or 'Danish Films'.

TABLE 5

FEATURE FILMS / RELEASES 2001

English title	Release	Admissions		Production costs DKK (1000s)	Production costs EURO (1000s)	DFI subsidy		Participation		Subsidy type		p	q					
		as of 01.05.02 (1000s)	as of 31.12.01 (1000s)			DKK (1000s)	EURO (1000s)	k	l	m	n			o				
a	b	c	d	e	f	g	h	i	j	k	l	m	n	o	p	q		
1 The King Is Alive (Dogme)	2001.01.05			13	4	a	15,221	2,049	3	500	67	dk-fi-no-se-[dr]-[nftf]	mo	o	3	Dogma	109	
2 Prop & Berta	2001.01.26	f-ch-y		85	3	b	8,795	1,184	55	4,800	646	dk-la-no-se	pn	l	2	comedy	anim	73
3 Jewel of the Desert	2001.02.02	f-ch-y		103	3	b	11,705	1,575	43	5,000	673	dk-[tv2]	60-40	o	2	comedy		82
4 The Flying Granny	2001.02.09	f-ch-y		257	5	b	9,280	1,249	54	5,000	673	dk	60-40	o	4	comedy		78
5 Count Axel	2001.04.06			67	3	b	13,497	1,817	37	5,000	673	dk-[tv2]-[tv]-[nftf]	60-40	o	1	comedy		90
6 Bunny's Tales 4	2001.04.06	f-ch-y		9	4		td			60
7 Truly Human	2001.04.27			54	4	b	7,000	942	43	3,000	404	dk-[dr]	vw	o	5	Dogme		90
8 Kat	2001.06.08			14	2	b	10,123	1,362	49	5,000	673	dk	60-40	l	3	thriller		90
9 Send More Candy	2001.07.06	f-ch-y		76	3	b	12,071	1,625	69	8,305	1,118	dk-se	td	o	2	dra-comedy		76
10 Anja & Viktor	2001.08.03			572	4	b	13,711	1,845	37	5,095	686	dk-[tv2]	60-40	l	1	comedy		89
11 Leila	2001.08.17			1	2	b	13,700	1,844	75	10,221	1,376	dk-gb-mo	mo-gds	o	20	drama		90
12 One-hand Clapping	2001.08.17			199	5	b	11,531	1,552	65	7,509	1,011	dk-[dr]	vw	o	4	comedy		84
13 Mona's World	2001.09.07			100	3	b	16,000	2,153	51	8,189	1,102	dk-[tv2]-[nftf]-[mp]	gds	o	2	comedy		85
14 My Sister's Kids	2001.10.12	f-ch-y	406	395	3	b	11,918	1,604	42	5,000	673	dk-[tv2]	60-40	o	2	comedy		78
15 Jolly Roger	2001.10.12	f-ch-y		98	2	b	16,264	2,189	46	7,430	1,000	dk-de-[tv2]-[nftf]	td	o	3	adventure		90
16 Kira's Reason - A Love Story	2001.10.26			63	5	b	7,000	942	43	3,000	404	dk-[dr]	gds	o	2	Dogme		92
17 Chop Chop	2001.11.02			95	4	b	11,227	1,511	45	5,000	673	dk-se-[nftf]	60-40	o	2	comedy		90
18 Shake It All About	2001.11.16		579	329	4	b	16,568	2,230	52	8,611	1,159	dk-de-[tv2]-[nftf]	gds	o	1	comedy		98
19 The Olsen Gang Junior	2001.12.14	f-ch-y	194	74	4	b	15,000	2,019	33	5,000	673	dk-[tv2]	60-40	o	2	comedy		85
Total							2,605	220,610	29,692	46	101,660	13,682						
Total exclusive (1) and (6)							205,389	27,643	49	101,160	13,615							
Average				4			12,082	1,626	49	5,951	801							

ADMISSION FIGURES (2001) FOR DANISH FEATURES RELEASED IN 2000

Help! I'm A Fish	2000.10.06	f-ch-y	354	19
The Bench	2000.10.27		227	160
Flickering Lights	2000.11.03		436	142
Pixie Panic	2000.11.24	f-ch-y	120	17
Italian for Beginners	2000.12.08		819	649
Other Danish films 2001				39

Total Danish films 2001

3,631

OFFSHORE COPRODUCTIONS / MINOR / The following overview is limited to films which have received a DFI-subsidy.

20 Songs from the Second Floor	2001.02.02		37	47,908		1,000	se-dk-de-fr-no-[nftf]	vw
21 A Song for Martin	2001.03.23		164	32,492		3,411	se-dk-de-[nftf]	vw
22 As White As In Snow	2001.06.15		1	30,597		3,392	se-dk-[nftf]	tw
23 Honour of the House	2001.08.10		4	14,106		300	is-dk-no-se [nftf]	mo

COLUMNS Column a: English title. Column b: release date. Column c: Films for family-children-youth. Column d: admissions as of 01.05.2002. Column e: admissions as of 31.12.2001 (source: national bureau of statistics: Statistics Denmark (Danmarks Statistik)). Column f: evaluation of reviews from eight Danish newspapers including seven dailies: points refer to a one to six scale, six being the highest. Column g: either "a" for account-figures or "b" for budget-figures. Column h: production costs. Column i: percent of dfi subsidy to production costs. Column j: DFI-subsidy. Column k: country or organization that has participated in the financial costs of the film: de: Germany, dk: Denmark, est: Estonia, fi: Finland, fr: France, gb: Great Britain, it: Italy, is: Iceland, la: Latvia, mo: Morocco, nl: The Netherlands, no: Norway, se: Sweden. Organizations are limited to the following: [dr]: DRTV Danish Broadcasting Corporation. [tv2]: TV 2/Danmark. [tv1000]: TV1000. ca+: Canal+. [nftf]: Nordic Film & TV Fund. [eur]: Eurimages. [mp]: EU Media Programme. Column l: films are supported either by the 60-40 scheme (a non-selective system whereby artistic merit is not considered) or by recommendation by a DFI film consultant. Initials of the film consultants: gds: Gert Duve Skovlund, mo: Mikael Olsen, pn: Per Nielsen, td: Thomas Danielsson, vw: Vinca Wiedemann. Column m: "l" based on a literary work. "o" original screenplay. Column n: number of feature films by the director. Column o: genre. Column p: animation. Column q: length in minutes. **Further information about these releases can be found at DFI's website: www.dfi.dk.**

DANISH FILM TITLES Danish productions: 1) The King is Alive (Dogme). 2) Prop & Berta. 3) Ørkenens juvel. 4) Flyvende farmor. 5) Grev Axel. 6) Karla Kanin Bio 4. 7) Et rigtigt menneske (Dogme). 8) Kat. 9) Send mere slik. 10) Anja & Viktor. 11) Leila. 12) At klappe med een hånd. 13) Monas verden. 14) Min søsters børn. 15) Jolly Roger. 16) En kærlighedshistorie (Dogme). 17) Fukssvansen. 18) En kort en lang. 19) Olsen Banden Junior. **See www.dfi.dk for Danish and original titles for offshore coproductions.**

TABLE 6

OFFSHORE PARTICIPATION IN DANISH FEATURE FILMS (principal producer Danish)

	'92	'93	'94	'95	'96	'97	'98	'99	'00	'01	Total
Number of national coproductions	(5)	(6)	(6)	(4)	(10)	(8)	(12)	(8)	(7)	(7)	(73)
Number of Danish releases	(11)	(10)	(14)	(13)	(20)	(16)	(18)	(16)	(17)	(19)	(154)
Nordic											103
Estonia									1		1
Faeroe Islands								1			1
Finland					3	1	1		1	1	7
Iceland				2	1	1	2		1		7
Latvia										1	1
Norway	2	1	3	2	5	5	5	4	2	2	31
Sweden	5	5	6	4	8	7	6	5	5	4	55
Europe											40
France					1	1	2		1		5
Germany			1	1	3	2	3	1	3	2	16
Great Britain					2	1				1	4
Ireland										2	2
Italy					1		1	1			3
The Netherlands			1		1	1	1		1		5
Poland				1							1
Portugal		2									2
Russia		1									1
Costa Rica						1					1
Other											3
USA					1		1				2
Morocco										1	1

The count of national co-productions and Danish releases is based on figures in annual issues of this brochure and is not necessarily congruent with counts in other material.

NOTES ON PRODUCTION TABLES

- Note 1:** Defining country of origin/ count of national films:
a) FEATURE FILMS: A national feature film in the context of these statistics is defined as follows: a feature film must be a minimum of 60 minutes; fiction; the principal production company (in almost all cases a recipient of a DFI subsidy) must be Danish; the film must be given a theatrical release in Denmark.
b) COPRODUCTIONS: Co-productions are either classified as national films or offshore co-productions (respectively major co-productions and minor co-productions) depending on the domicile of the principal production company. An offshore co-production in the context of this brochure is defined as a film for which the principal production company is domiciled offshore; Denmark will be a minor coproducer; and Danish finance will be a component of the financial structure.
c) SHORT FILMS & DOCUMENTARIES: The distinction between national (major) and offshore co-productions (minor) also applies to the table concerning short and documentary films.
- Note 2:** The table giving an overview of feature films can include films not supported by the DFI, whereas the short and documentary film table is restricted to films supported by the DFI.
- Note 3:** The funding body Short Fiction Film Denmark (Novellefilm), which supports fiction films under 60 minutes, is funded by the Ministry of Culture, the Danish Film Institute and the national broadcasters DRTV and TV2/Danmark. Refer to www.novellefilm.dk for an overview of releases 2000.
- Note 4:** Besides the productions listed in Table 4 and 5, there are some 50 productions produced annually at the Danish Film Institute workshops (the DFI Film Workshop Copenhagen and the DFI Video Workshop Haderslev).

TABLE 7

TOP TWENTY DENMARK 2001 - ALL FILMS

English Title / Danish Title	Country	Distributor	Release year/week	Number of admissions accum. 17.03.02 (1000s)	Number of admissions 2001 (1000s)	Share of total admissions in percent (%)	Gross Box Office incl. VAT		Share of total GBO in percent (%)
							DKK (1000s)	EURO (1000s)	
1 Italian for Beginners/ Italiensk for begyndere	Denmark	SMD	2000.49	819	649	5,44	32.974	4.438	5,10
2 Harry Potter/ Harry Potter	USA-GB	SMD	2001.47		629	5,28	38.403	5.169	5,94
3 Anja & Viktor/ Anja & Viktor	Denmark	Buena Vista	2001.31		572	4,80	30.373	4.088	4,70
4 My Sister's Kids/ Min søsters børn	Denmark	SMD	2001.41	406	395	3,31	18.734	2.521	2,90
5 Bridget Jones's Diary/ Bridget Jones's dagbog	GB-USA-FR	UIP	2001.30		381	3,20	21.047	2.833	3,26
6 Shrek/ Shrek	USA	UIP	2001.36		364	3,06	18.816	2.533	2,91
7 Shake It All About/ En kort en lang	Denmark	Angel	2001.46	568	329	2,76	15.997	2.153	2,47
8 Pearl Harbor/ Pearl Harbor	USA	Buena Vista	2001.26		286	2,40	21.316	2.869	3,30
9 The Lord of the Rings/ Ringenes Herre	USA-NZ	SF-Film	2001.51		281	2,36	21.309	2.868	3,30
10 The Flying Granny/ Flyvende farmor	Denmark	Nordisk	2001.06		257	2,16	11.779	1.585	1,82
11 The Emperor's New Groove/ Kejserens nye flip	USA	Buena Vista	2001.06		244	2,05	11.434	1.539	1,77
12 What Women Want/ What Women Want	USA	Nordisk	2001.11		236	1,98	13.593	1.829	2,10
13 America's Sweethearts/ America's Sweethearts	USA	SF-Film	2001.37		212	1,78	9.587	1.290	1,48
14 Moulin Rouge/ Moulin Rouge	AUS-USA	SF-Film	2001.41		205	1,72	11.933	1.606	1,85
15 One-hand Clapping/ At klappe med een hånd	Denmark	SMD	2001.33		199	1,67	10.149	1.366	1,57
16 Cast Away/ Cast Away	USA	UIP	2001.03		180	1,51	11.104	1.495	1,72
17 The Mummy Returns/ Mumien vender tilbage	USA	UIP	2001.20		178	1,50	10.523	1.416	1,63
18 Hannibal/ Hannibal	USA	UIP	2001.08		174	1,46	10.546	1.419	1,63
19 Tomb Raider/ Tomb Raider	USA-GB	UIP	2001.29		174	1,46	10.124	1.363	1,57
20 American Pie / American Pie 2	USA	UIP	2001.41		168	1,41	9.671	1.302	1,50
Total Top-20					6.116	51,30	339.412	45.681	52,51
Total of all admissions 2001/ Total gross box office revenue 2001					11.921	51,30	646.410	87.000	52,51

TABLE 8

TOP TWENTY DENMARK 2001 - DANISH FILMS

Danish Title / English Title	Distributor	Release year/week	Number of admissions accum. 17.03.02 (1000s)	Number of admissions 2001 (1000s)	Share of total admissions in percent (%)	Gross Box Office incl. VAT		Share of total GBO in percent (%)
						DKK (1000s)	EURO (1000s)	
1 Italiensk for begyndere/ Italian for Beginners	SMD	2000.49	819	649	5,44	32.974	4.438	5,10
2 Anja & Viktor/ Anja & Viktor	Buena Vista	2001.31		572	4,80	30.373	4.088	4,70
3 Min søsters børn/ My Sister's Kids	SMD	2001.41	406	395	3,31	18.734	2.521	2,90
4 En kort en lang/ Shake It All About	Angel	2001.46	579	329	2,76	15.997	2.153	2,47
5 Flyvende farmor/ The Flying Granny	Nordisk	2001.06		257	2,16	11.779	1.585	1,82
6 At klappe med een hånd/ One-hand Clapping	SMD	2001.33		199	1,67	10.149	1.366	1,57
7 Bænken / The Bench	UIP	2000.00	227	160	1,34	7.585	1.021	1,17
8 Blinkende lygter/ Flickering Lights	UIP	2000.44	436	142	1,19	7.412	998	1,15
9 Ørkenens juvel/ Jewel of the Desert	SF	2001.05		103	0,86	4.655	627	0,72
10 Monas verden/ Mona's World	Nordisk	2001.36		100	0,84	5.579	751	0,86
11 Jolly Roger/ Jolly Roger	UIP	2001.41		98	0,83	4.600	619	0,71
12 Fukssvansen/ Chop Chop	Nordisk	2001.44		95	0,80	5.382	724	0,83
13 Prop & Berta/ Prop & Berta	UIP	2001.04		85	0,71	3.685	496	0,57
14 Send mere slik/ Send More Candy	SF	2001.27		76	0,64	3.428	461	0,53
15 Olsen Banden Junior/ The Olsen Gang Junior	Nordisk	2001.50	194	74	0,62	3.577	481	0,55
16 Grev Axel/ Count Axel	Nordisk	2001.14		67	0,57	3.640	490	0,56
17 En kærlighedshistorie/ Kira's Reason - A Love Story	SMD	2001.43		63	0,53	3.418	460	0,53
18 Et rigtigt menneske/ Truly Human	Nordisk	2001.17		54	0,45	2.951	397	0,46
19 Hjælp! Jeg er en fisk/ Help! I'm a Fish	Nordisk	2000.49	354	19	0,16	708	95	0,11
20 Pysur på pletten/ Pixie Panic	Nordisk	2000.47	120	17	0,15	702	94	0,11
Total Top-20				3.556	29,83	177.327	23.866	27,43
Total Danish films 2001				3.631	30,46	180.532	24.298	27,93
Total all films 2001				11.921	100,00	646.410	87.000	100,00

TABLE 9

TOP TWENTY 1976-2001 - ALL FILMS

Title	Country	Distributor	Release year/week	Number of admissions acc. 31.12.01 (1000s)	GBO incl. VAT EURO (1000s)
1 Titanic	USA	Nordisk	98.04	1,363	12,117
2 The Olsen Gang Sees Red (nr. 8)	Denmark	Nordisk	76.40	1,201	2,691
3 One Flew Over the Cuckoo's Nest	USA	Nordisk	76.11	1,120	2,747
4 The Olsen Gang Strikes Again (nr. 9)	Denmark	Nordisk	77.39	1,045	2,553
5 E.T. The Extra Terrestrial	USA	UIP	82.51	1,019	3,590
6 Grease	USA	Cinnamon	78.37	1,006	2,614
7 The Olsen Gang Goes to War (nr. 10)	Denmark	Nordisk	78.40	1,006	2,631
8 Out of Afrika	USA	UIP	86.08	999	5,992
9 Walter and Carlo - Up on Daddy's Hat	Denmark	Nordisk	85.48	954	3,717
10 The Lion King	USA	Buena	94.46	945	4,687
11 The House of the Spirits	Denmark	Sandrew	93.50	941	5,865
12 The Olsen Gang Never Surrenders (nr. 11)	Denmark	Nordisk	79.52	935	2,673
13 In the Middle of the Night	Denmark	Nordisk	84.10	923	3,416
14 The Gyldenkal Family Breaks the Bank	Denmark	Miracle	76.52	905	1,737
15 Convoy	USA	Nordisk	79.04	890	2,513
16 Dances with Wolves	USA	Nordisk	91.19	884	5,999
17 Pretty Woman	USA	Buena	90.32	873	4,146
18 Father of Four Goes to Town	Denmark	Miracle	56.46	872	1,617
19 The Crumbs	Denmark	Grasten	91.40	859	3,407
20 The One and Only	Denmark	Sandrew	99.13	843	5,284

TABLE 10

TOP TWENTY 1976-2001 - DANISH FILMS

Title	Distributor	Release year/week	Number of admissions acc. 31.12.01 (1000s)	GBO incl. VAT EURO (1000s)
1 The Olsen Gang Sees Red (nr. 8)	Nordisk	76.40	1,201	2,691
2 The Olsen Gang Strikes Again (nr. 9)	Nordisk	77.39	1,045	2,553
3 The Olsen Gang Goes to War (nr. 10)	Nordisk	78.40	1,006	2,631
4 Walter and Carlo - Up on Daddy's Hat	Nordisk	85.48	954	3,717
5 The House of the Spirits	SMD	93.50	941	5,865
6 The Olsen Gang Never Surrenders (nr. 11)	Nordisk	79.52	935	2,673
7 In the Middle of the Night	Nordisk	84.10	923	3,416
8 The Gyldenkal Family Breaks the Bank	Miracle	76.52	905	1,737
9 Father of Four Goes to Town	Miracle	56.46	872	1,617
10 The Crumbs	Grasten	91.40	859	3,407
11 The One and Only	SMD	99.13	843	5,284
12 Italian for Beginners	SMD	00.49	819	5,599
13 The Olsen Gang Jumps the Fence (nr. 12)	Nordisk	81.42	811	2,573
14 Winter-born	Miracle	78.35	809	2,078
15 The Office Party	Miracle	76.47	727	1,614
16 The Olsen Gang Over the Hill (nr. 13)	Nordisk	81.52	661	2,092
17 The Olsen Gang on the Track (nr. 7)	Nordisk	75.39	648	1,299
18 Traditions, up yours!	Bio Film	79.38	639	1,885
19 The Olsen Gang - Final Mission (nr. 14)	Nordisk	98.51	629	4,130
20 Chronic Innocence	Bio Film	85.40	605	2,426

TABLE 11

DANISH CINEMAS: ADMISSIONS / GROSS BOX OFFICE 1980-2001

	Admissions 1000s								Gross Box Office Revenue (incl. VAT)								EURO 1000s			
	Danish	%	Europe Other	%	USA	%	Other	%	Total	Danish	%	Europe Other	%	USA	%	Other	%	Total		
1980	3,720	23	4,135	26	7,103	45	985	6	15,943	9,004	21	11,194	26	19,984	47	2,750	6	42,932		
1981	4,101	25	3,549	22	7,903	49	655	4	16,208	11,033	24	10,731	23	23,157	50	1,813	4	46,734		
1982	2,995	21	3,480	24	7,191	50	606	4	14,272	8,212	18	11,141	25	23,400	52	1,949	4	44,702		
1983	2,830	20	3,234	23	7,332	53	429	3	13,825	8,471	18	12,011	26	25,171	53	1,441	3	47,094		
1984	2,754	23	2,229	19	6,590	56	214	2	11,787	8,534	21	8,116	20	23,877	58	730	2	41,257		
1985	2,193	19	2,265	20	6,590	58	230	2	11,278	7,281	18	8,832	21	24,388	59	973	2	41,474		
1986	2,867	25	1,479	13	6,884	61	125	1	11,355	9,946	22	5,830	13	29,717	65	469	1	45,963		
1987	2,441	21	1,796	16	6,334	55	877	8	11,448	9,117	19	7,982	17	27,181	56	3,831	8	48,111		
1988	1,906	19	1,340	13	5,994	60	722	7	9,962	8,072	18	5,810	13	27,049	61	3,547	8	44,478		
1989	1,704	17	1,987	19	6,393	62	171	2	10,255	7,127	15	9,515	20	30,076	63	730	2	47,448		
1990	1,639	17	803	8	7,110	74	72	1	9,624	6,445	15	3,276	7	33,771	77	280	1	43,771		
1991	1,193	13	547	6	7,430	81	48	1	9,218	4,751	11	2,280	5	37,241	84	171	0	44,442		
1992	1,577	18	508	6	6,521	75	42	0	8,648	6,456	15	2,429	6	33,530	79	195	0	42,610		
1993	1,761	17	752	7	7,370	72	339	3	10,222	8,338	16	3,554	7	38,911	74	1,680	3	52,484		
1994	2,318	23	1,033	10	6,675	65	272	3	10,298	11,722	21	5,251	10	36,328	66	1,341	2	54,642		
1995	776	9	699	8	7,057	80	285	3	8,817	4,041	8	3,614	7	39,482	81	1,518	3	48,655		
1996	1,660	17	1,568	16	6,607	67	59	1	9,894	10,178	17	9,084	15	39,747	67	249	0	59,257		
1997	2,239	21	1,453	13	6,961	64	190	2	10,843	12,315	19	8,572	13	43,560	66	1,102	2	65,549		
1998	1,589	14	1,203	11	8,159	74	60	1	11,011	9,040	13	6,548	9	56,120	78	355	0	72,062		
1999	3,006	28	1,644	15	6,228	57	37	0	10,915	18,637	26	10,868	15	42,268	59	240	0	72,013		
2000	2,050	19	918	9	7,573	71	150	1	10,691	13,051	18	6,083	8	54,548	73	963	1	74,645		
2001	3,631	30	1,164	10	6,626	56	500	4	11,921	24,298	28	7,793	9	51,386	59	3,523	4	87,000		

COMMENTS A) Public screenings not included in admission and revenue figures are estimated to be less than one percent of the total market. This includes: 1) Screenings at national film festivals. 2) Screenings of some shorts and documentaries, figures for which are unavailable. 3) Screenings by the few distributors/cinema proprietors who do not convey figures to Danmarks Statistik. B) Figures for admissions for Denmark can include a small number of short films and documentaries, usually supported by the DFI or Short Fiction Film Denmark. The number of admissions to these films are less than a half percent. C) VAT for the period 1976-1992 increased at different stages from 15 percent to 25 percent. For the years 1980 to 1991 value added tax was 22 percent. From 1992 it was raised to 25 percent. D) Figures for 1993 include the German-Danish coproduction *The House of the Spirits*; accumulated admissions: 940,700, not counted as a Danish film in production tables in earlier issues of this brochure.

FIGURE 1

DANISH CINEMAS: AVERAGE NUMBER OF ADMISSIONS PER FILM 1995-2001

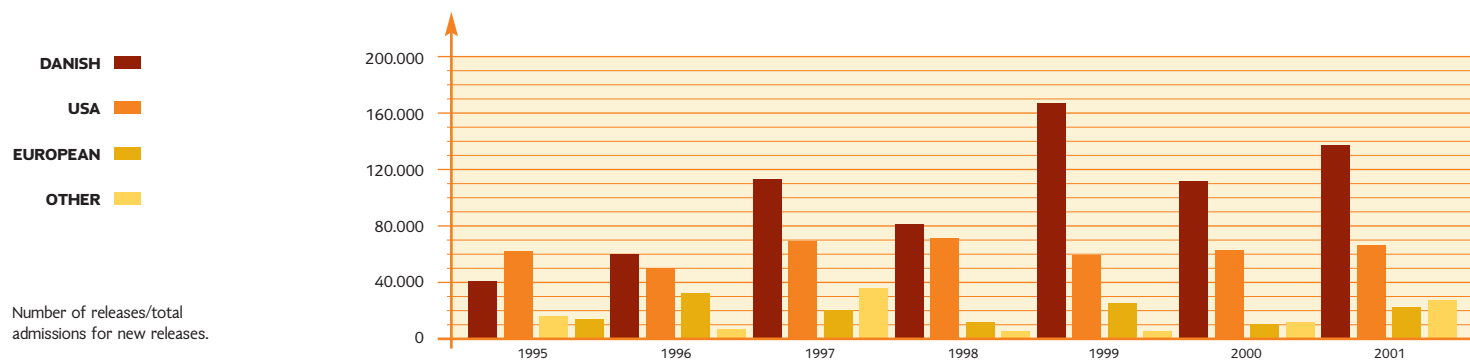


TABLE 12

DISTRIBUTOR MARKET SHARE 2001

Distributor	Number of films	Admissions percentage
1 UIP	95	25.9
2 Sandrew Metronome	115	24.5
3 Nordisk (Egmont)	121	16.7
4 Buena Vista	57	13.8
5 SF-Film	77	13.4
6 Angel Film	17	2.9
7 Camera Film	39	0.9
8 Øst for Paradis	47	0.8
9 Miracle Film	59	0.6
10 Gloria Film	27	0.6
11 Danish Film Institute	2	0.0
12 Regner Grasten Film	4	0.0
13 Posthus Teatret	1	-
14 Zentropa Entertainments	1	-
Discrepancy	-1	-
Total	661	100

TABLE 13

DISTRIBUTOR MARKET SHARE GBO, 1996 - 2001

Percentage							5-yr average
	'96	'97	'98	'99	'00	'01	
Nordisk (Egmont)	27	33	43	27	30	16	23.4
Sandrew Metronome	21	13	17	24	18	24	19.2
UIP	24	13	14	15	27	26	19.0
Buena Vista	14	18	12	16	12	14	14.4
Scanbox	10	10	2	0	5.5
All Right Films	6	17	3	0	0	0	4.0
Regner Grasten	6	3	0	4	0	0	1.4
SF Film	2	8	14	8.0
Angel Film	2	3	2.5
Resten/ Remainder	2	3	3	2	1	3	2.2
Discrepancy			-2				
Total	100	100	100	100	100	100	100

FIGURE 2

DISTRIBUTOR MARKET SHARE, ADMISSIONS 2001

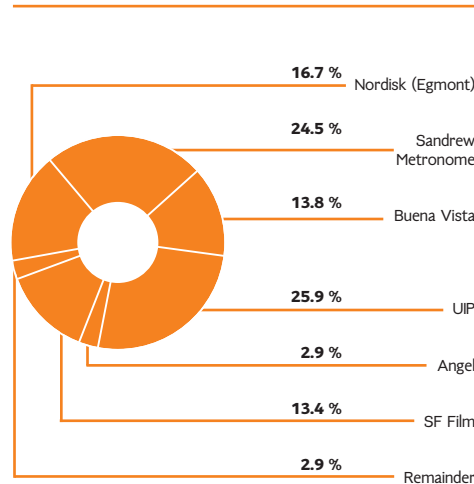


TABLE 14

FILMS SCREENED 1986-2001

	All films in circulation 2001					Hereof new releases 2001 *)					
	DK	Europe	USA	Other	All	DK 1)	DK 2)	Europe	USA	Other	All
1986	214	439	667	57	1.377	11	11	59	142	8	220
1987	214	337	597	34	1.182	11	12	54	142	11	219
1988	215	355	608	38	1.216	15	16	51	168	6	241
1989	211	280	503	33	1.027	18	16	46	126	13	201
1990	185	215	411	30	841	13	13	34	120	6	173
1991	171	171	408	21	771	9	9	29	105	4	147
1992	192	145	342	17	696	11	9	28	92	5	134
1993	152	138	307	14	611	10	11	27	109	5	152
1994	121	121	274	24	540	14	14	23	102	12	151
1995	106	116	275	27	524	13	12	36	91	11	150
1996	104	141	290	23	558	20	22	46	110	5	183
1997	108	177	273	25	583	16	17	59	89	5	170
1998	125	154	258	24	561	18	23	42	101	10	176
1999	116	189	289	26	620	16	22	53	95	6	176
2000	118	159	315	29	621	17	21	51	108	12	192
2001	127	177	323	34	661	19	24	43	92	13	172

Note tabel 14: Danish feature film releases: Column DK 1) shows a count of feature films by the DFI. Column DK 2) shows a count of all Danish films screened in cinemas, and accounted for by Danmarks Statistik; this column also includes short fiction and documentaries.

Note tabel 18: National market shares calculated using admissions recorded in the LUMIERE database differ from those announced by official sources/ Only 100% national and majority co-productions are taken into account for the calculation of LUMIERE markets shares, whereas national sources frequently include minority co-productions which have obtained official recognition in the country in question.

TABLE 17

CINEMAS 1986-2001

	Multi-screen cinemas	1-screen cinemas	Total number cinemas	Total number screens	Total number seats
1986	90	131	221	406	70,315
1987	90	117	207	397	67,117
1988	86	109	195	381	62,730
1989	77	109	186	357	58,704
1990	73	107	180	347	57,130
1991	70	106	176	334	54,878
1992	67	104	171	318	53,155
1993	64	102	166	310	51,492
1994	63	98	161	309	49,700
1995	63	100	163	313	49,785
1996	65	101	166	322	49,951
1997	64	100	164	320	50,631
1998	65	101	166	328	50,634
1999	68	99	167	345	51,500
2000	67	97	164	350	55,000
2001	68	97	165	361	55,200

TABLE 15

COUNTRY OF ORIGIN (FILMS SCREENED) 1997-2001

	Number of films screened New releases					All films in circulation					
	'97	'98	'99	'00	'01	'97	'98	'99	'00	'01	
Asia (unidentified)											2
Australia	1	2			3	4	5	4	1	3	
Austria		1		1		2	1		2	3	
Belgium	2		2	3		3	4	3	5	4	
Bhutan				1			1		1	1	
Brazil		1	1				1	2	1	1	
Canada	1	1	2	5		3	4	3	8	6	
China, People's Republic		1	1	2	1		1	2	3	4	
Cuba					1	1	1			1	
Czech Republic	1					1	1	1	1		
Denmark	17	18	17	17	19	108	125	116	118	127	
Denmark (shorts&docs)		5	5	4	5						
Europe (uncategorized)						2		2	2		
Finland	1		1		1	3	3	2	1	4	
France	14	8	11	14	13	50	38	44	36	45	
Germany	1	2	5	6	3	13	11	12	12	12	
Great Britain	18	15	16	12	9	48	47	66	45	52	
Greece	1					1	1	1			
Hong Kong	2	1		1	1	6	4	3	6	1	
Iceland				4		2	2	1	1	5	
Irak			1					1	1	1	
Iran			1		1			1	1	1	
Ireland		1	2	1		3	3	6	5	2	
Italy	6	1	4	2	3	18	9	9	8	9	
Japan		4		3	4	1	5	4	7	8	
Latvia						1	1	1	1	1	
Mexico					1	2		1		1	
Netherlands, The	2	3		1		2	5	5	3	4	
New Zealand						3	1	2		1	
Norway	2	3	3	3	1	4	5	9	6	5	
Poland				1		1				1	
Portugal	1					1					
Russia	1					1	1	1			
South Korea	1					1			1		
Spain	2	2	5	1	2	6	5	8	9	5	
Sweden	4	6	4	7	6	14	16	17	22	25	
Switzerland	1					1	1	1			
Taiwan						2		1		1	
Tunisia					1	1	1	1		2	
USA	89	101	95	108	92	273	258	289	315	323	
Vietnam						1		1			
Total	170	176	176	192	172	583	561	620	621	661	

TABLE 18

ADMISSIONS - NATIONAL MARKET SHARES - EUROPE

	Average for the period 1996-2000	National film bodies 2001	LUMIERE database 2001
	%	%	%
France	34	41	39
Denmark	19	30	30
Turkey		...	27
Sweden	21	25	23
Norway		14,5	20
Spain	12	18	17
Italy	26	19	17
Germany	13	18	16
Great Britain	19	...	12
The Netherlands		10	9
Estonia		4	2
Switzerland		3	2
Belgium		...	1

TABLE 19

TICKET PRICE / FILM RENTAL 1986-2001

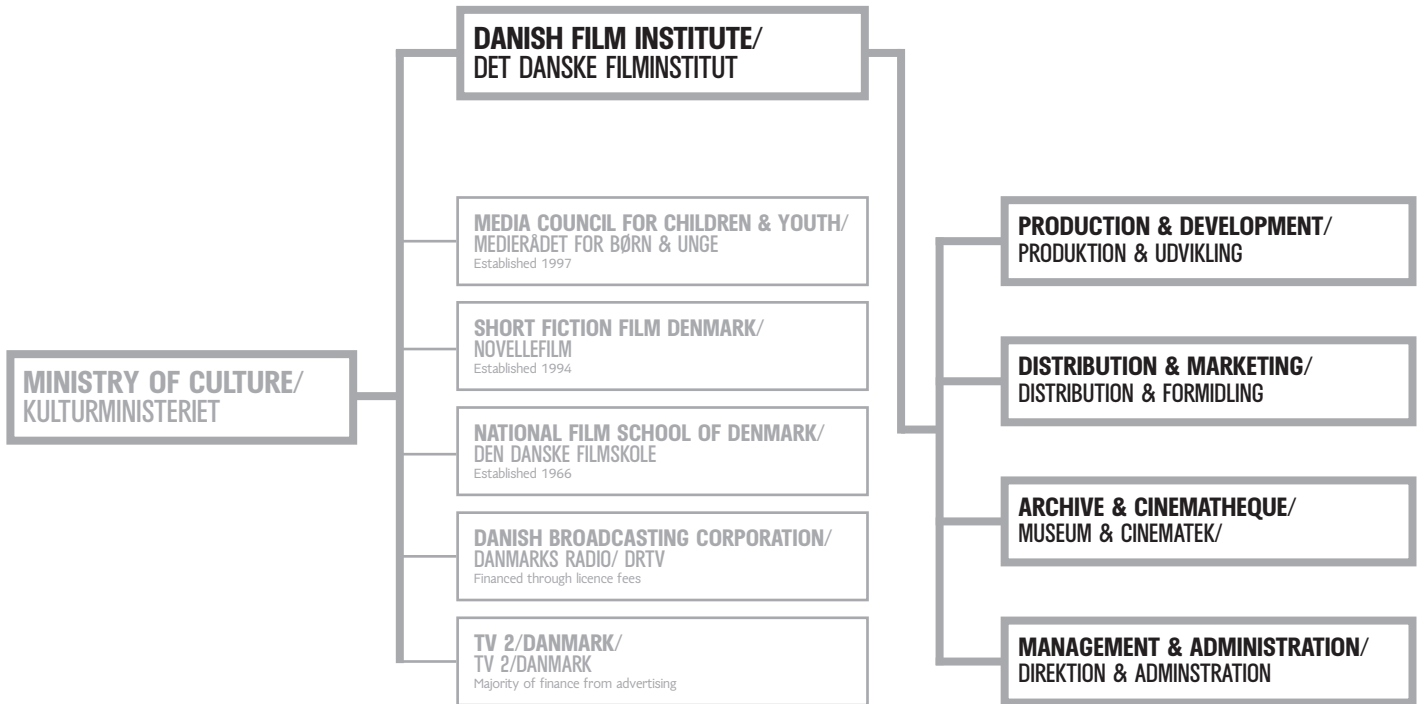
	Average ticket price incl.VAT		Average film rental	
	(DKK)	(EURO)	All films %	Danish %
1986	30,07	...	42	45
1987	31,22	...	42	46
1988	33,17	...	42	46
1989	34,38	...	43	46
1990	33,79	...	42	42
1991	35,82	...	41	45
1992	36,61	...	42	44
1993	38,15	...	43	45
1994	39,43	...	43	44
1995	41,00	...	42	41
1996	44,50	...	44	42
1997	44,93	...	45	45
1998	48,78	...	45	45
1999	49,03	...	48	44
2000	51,90	...	44	45
2001	54,20	7,30	44	43

TABLE 16

REGIONAL MARKET SHARE 2001

[*] Family (1909 admissions/ GBO dkk 77,718 ex.vat); Detour to Freedom (707 admissions / GBO dkk 23,520 ex.vat); Faith, Love and Charity (48 admissions / GBO dkk 1,896 ex.vat); Portrait of God (2,836 admissions / GBO dkk 114,705 ex.vat; Seasons of Blood and Hope 74 admissions / dkk 2,612 GBO ex.vat)

	ALL FILMS IN CIRCULATION 2001						HEREOF NEW RELEASES 2001					
	Number of titles	Admissions (1000s)	(%)	Gross Box Office incl. vat DKK (1000s)	EURO (1000s)	(%)	Number of titles	Admissions (1000s)	(%)	Gross Box Office incl. vat DKK (1000s)	EURO (1000s)	(%)
Europe	304	4,796	40	238,438	32,091	37	67	3,647	37	183,012	24,632	33
North America	329	6,654	56	383,316	51,590	59	92	6,041	60	352,583	47,454	64
South/Central America	3	14	0	759	102	0	2	14	0	753	102	0
Africa	2	0,7	0	31	4	0	1	0,7	0	5,203	700	1
Asia	19	236	2	11,058	1,489	2	7	114	1	12,804	1,723	2
Australasia	4	221	2	12,808	1,724	2	3	221	2	31	4	0
TOTAL	661	11,921	100	646,410	87,000	100	172	10,037	100	554,386	74,615	100
Denmark (feature films)	127	3,631	30	180,532	24,298	28	19	2,605	26	129,787	17,468	23
Denmark (shorts & documentaries) [*]	5	6	0	276	37	0
EU excl. Denmark	165	1,101	9	55,207	7,430	9	37	986	10	50,544	6,803	9
USA	323	6,627	56	381,798	51,386	59	92	6,041	60	352,583	47,454	64
Remainder	46	562	5	28,873	3,886	4	19	399	4	21,196	2,853	4



The Danish Film Institute is the national agency responsible for supporting and encouraging film and cinema culture and for conserving these in the national interest. The Institute's operations extend from participation in the development and production of feature films, shorts and documentaries, over distribution and marketing, to managing the national film archive and cinematheque.

The Ministry of Culture, founded in 1961, was the architect of the first film legislation making direct provisions for feature film production. These provisions were included in the Film Act of 1964. Major revisions have been made in 1972, 1982, 1989. The revised Film Act, passed on 12 March 1997, called for major structural changes to the existing organization of film bodies. The new body, the Danish Film Institute (DFI), established in 1997, incorporates the former Danish Film Institute, National Film Board of Denmark, and the Danish Film Museum.

- The objective of this brochure is to present an overview of production, distribution and exhibition of all feature-length films in Denmark. A chart showing production and exhibition figures of shorts & documentaries supported by the DFI is also included. This overview is made as complete as possible, but is dependent on the availability of figures at the time of print.

- ... Data unavailable at time of print. Due to rounding, figures given for individual items do not necessarily add up to the corresponding totals shown.

- For updated figures see www.dfi.dk

- Comments to vickis@dfi.dk

- Published by Danish Film Institute / May 2002
Compiled and edited by Vicki Synnott
Proofread by Nina Caroc
Graphic Design by Koch&Täckman ApS
Printed by Centertryk
Paper: Micha 170 gr.
Circulation 2,500

- Sources: Danmarks Statistik, Danish Film Institute, European Audiovisual Observatory (LUMIERE database)

