

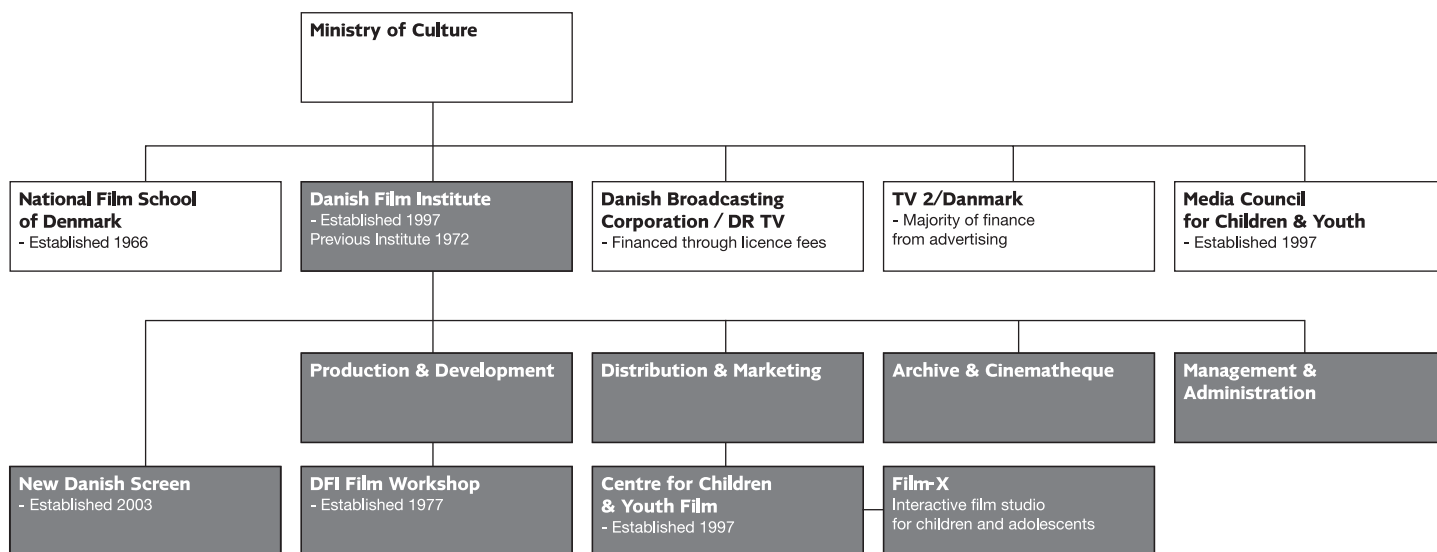


**FACTS &  
FIGURES  
2006  
DANISH  
FILM INSTITUTE**

**PRODUCTION AND EXHIBITION FIGURES FOR 2005**

page 4	<b>01. BUDGET &amp; ORGANISATION</b>
page 5	<b>02. CINEMA &amp; VIDEO DISTRIBUTION</b>
page 6	<b>03. FEATURE FILM PRODUCTION</b>
page 7	<b>04. FEATURE FILM RELEASES</b>
page 8	<b>05. ADMISSIONS &amp; MARKET SHARES</b>
page 11	<b>06. DANISH FILM ABROAD</b>

The public film sector in Denmark



**SOURCES**

Statistics Denmark, Danish Film Institute, European Audiovisual Observatory (LUMIÈRE database), Media Secretariat Denmark, Association of Danish Videogram Distributors, European Commission.

**ABBREVIATIONS**

- ... — Data unavailable at time of print
- c — Children
- GBO — Gross Box Office incl. VAT
- m — Million
- NFTF — Nordic Film & Television Fund
- y — Youth

All economic figures are in Euros unless otherwise specified. The euro exchange rate used here is 7,46 (1 March 2006).

Economic figures have not been regulated.

Economic figures have been rounded.

Due to rounding, figures may differ from manual calculations.

**PUBLISHED BY**

Danish Film Institute, 2006

**EDITORS**

Claus Hjorth  
Agnete Dorph Stjernfelt

**GRAPHIC DESIGN**

Rasmus Koch Aps

**PRINTED BY**

Centertryk

**CIRCULATION**

3,000

**Comments to**

agnetes@dfi.dk  
clausnh@dfi.dk

For the latest figures on the Danish film sector, plus recent and coming releases, go to [www.dfi.dk](http://www.dfi.dk).

# FACTS 2005

<b>5,4m</b>	Inhabitants in Denmark
<b>31</b>	National feature film releases
<b>32%</b>	National market share
<b>122</b>	American feature film releases
<b>56%</b>	American market share in Denmark
<b>128,000</b>	Admissions in average to a Danish film
<b>56,000</b>	Admissions in average to an American film in Denmark
<b>20</b>	Feature films in production with DFI-subsidy
<b>2,5m</b>	Average production budget for a Danish feature film
<b>40%</b>	Average DFI-subsidy to a Danish feature film
<b>78%</b>	Market share for Danish/Scandinavian distributors
<b>164</b>	Cinemas in Denmark
<b>58,000</b>	Seats in Danish cinemas
<b>26%</b>	Domestic market share for Danish feature films 1999-2005
<b>6</b>	Danish feature films on Top 20 every year since 1999
<b>6</b>	Danish feature films on Top 10 in 2005
<b>81</b>	Awards at international festivals to Danish films

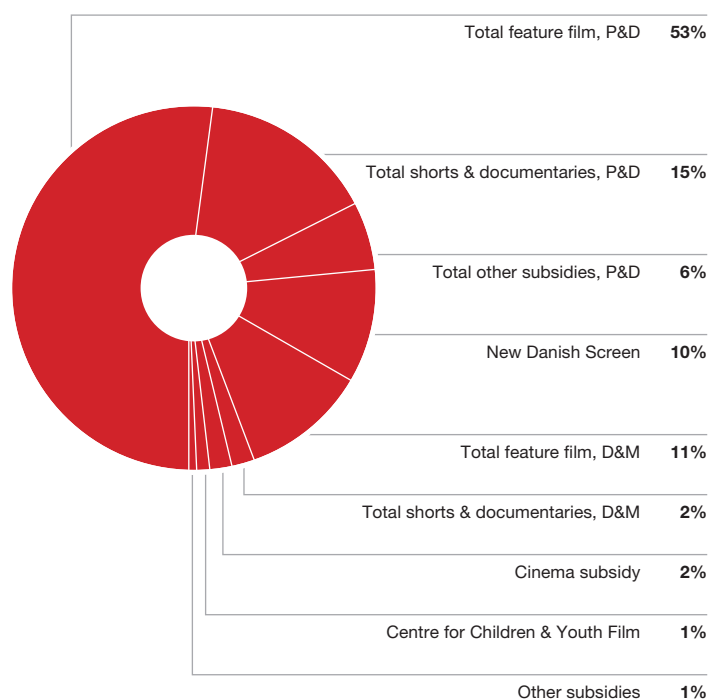
# 01

The national film agency, the Danish Film Institute (DFI), operates under the Ministry of Culture according to the Film Act (1997). Since 1999 the financial framework and the political objectives behind Danish film policy have been laid down in four-year Film Policy Accords by the Danish Parliament.

Table 1.1 DFI budget /2006

	Dkk (1000s)	Euro (1000s)
<b>PRODUCTION &amp; DEVELOPMENT SUBSIDIES</b>		
<b>Feature film subsidies</b>		
Consultant scheme: Script	5,000	670
Consultant scheme: Development	10,000	1,340
Consultant scheme: Production	87,200	11,689
60/40 scheme: Production	41,400	5,550
<b>Total feature film, P&amp;D</b>	<b>143,600</b>	<b>19,249</b>
<b>Short &amp; documentary film subsidies</b>		
Consultant scheme: Script & development	5,000	670
Consultant scheme: Production	33,200	4,450
Consultant scheme: Talentpool	4,000	536
<b>Total shorts &amp; documentaries, P&amp;D</b>	<b>42,200</b>	<b>5,657</b>
<b>Other subsidies</b>		
Workshops, internal & external	6,000	804
Eurimages & NFTF	8,100	1,086
Miscellaneous	1,750	235
<b>Total other subsidies, P&amp;D</b>	<b>15,850</b>	<b>2,125</b>
<b>TOTAL PRODUCTION &amp; DEVELOPMENT</b>	<b>201,650</b>	<b>27,031</b>
<b>NEW DANISH SCREEN</b>	<b>27,500</b>	<b>3,686</b>
<b>DISTRIBUTION &amp; MARKETING SUBSIDIES</b>		
<b>Feature film subsidies</b>		
Promotion & marketing subsidies	12,200	1,635
Print subsidies	6,000	804
Festival subsidies, Denmark & abroad	5,300	710
Import subsidies	2,800	375
Miscellaneous	3,400	456
<b>Total feature film, D&amp;M</b>	<b>29,700</b>	<b>3,981</b>
<b>Short &amp; documentary film subsidies</b>		
Promotion & marketing subsidies	1,600	214
Print subsidies	1,000	134
Festival subsidies, Denmark & abroad	2,700	362
Miscellaneous	300	40
<b>Total shorts &amp; documentaries, D&amp;M</b>	<b>5,600</b>	<b>751</b>
<b>Cinema subsidy</b>	<b>5,500</b>	<b>737</b>
<b>Centre for Children &amp; Youth Film</b>	<b>3,000</b>	<b>402</b>
<b>TOTAL DISTRIBUTION &amp; MARKETING</b>	<b>43,800</b>	<b>5,871</b>
<b>OTHER SUBSIDIES</b>	<b>2,250</b>	<b>302</b>
<b>TOTAL SUBSIDIES</b>	<b>275,200</b>	<b>36,890</b>
<b>DFI OPERATION COSTS</b>		
Production & development	15,297	2,051
Distribution & marketing	20,662	2,770
Museum & cinematheque	22,774	3,053
New Danish Screen	1,557	209
Administration	13,440	1,802
Other	35,211	4,720
<b>TOTAL OPERATION COSTS</b>	<b>108,941</b>	<b>14,603</b>
<b>DFI TOTAL BUDGET 2006</b>	<b>384,141</b>	<b>51,493</b>

Figure 1.2 DFI subsidies' budget /2006



## 02

For more than a decade, over 160 cinemas have been in operation in Denmark. Feature film distribution in Denmark is dominated by five key players: SF Film, Nordisk Film, Sandrew Metronome, UIP and Angel Scanbox.

Table 2.1 Ownership of cinemas &amp; market shares /2005

Owner	Cinemas	Screens	Seats	Admissions
Nordisk Film	15	96	15,004	37%
Cinemaxx	3	25	6,110	14%
Sandrew Metronome	2	16	2,716	7%
Other private owners	65	158	22,946	32%
Public (municipal boroughs)	15	20	3,065	8%
Organizations	64	71	8,135	2%
<b>Total</b>	<b>164</b>	<b>386</b>	<b>57,976</b>	<b>100%</b>

**Hereof**

Monoscreens	92
Multiscreens	31
Multiplexes, 3 screens or more	41

Table 2.2 Distributor market share /2005

Distributor	Films screened	Hereof Danish first run releases	Admissions	Percent of total admissions
UIP	110	2	2,681,884	22%
Sandrew Metronome	78	1	2,550,630	21%
Nordisk Film	107	18	2,596,828	21%
SF Film	85	5	2,563,288	21%
Angel Scanbox	46	5	1,346,197	11%
Others	227	0	448,026	4%
<b>Total</b>	<b>653</b>	<b>31</b>	<b>12,186,853</b>	<b>100%</b>

Table 2.3 Home video sales and rental in Denmark /1998-2005 (Euro (m))

	1998	1999	2000	2001	2002	2003	2004	2005
Value of home video rental of VHS/DVD	24.7	23.8	23.6	23.4	23.6	23.6	21.6	20.9
Value of home video sales of VHS/DVD	56.1	54.2	57.8	72.1	100.7	110.8	107.3	115.9
<b>Total value of home video market</b>	<b>80.8</b>	<b>78.0</b>	<b>81.4</b>	<b>95.5</b>	<b>124.3</b>	<b>134.4</b>	<b>128.9</b>	<b>136.8</b>

Source: Association of Danish Videogram Distributors (covers approx. 98% of the Danish videomarket)

# 03

DFI is responsible for supporting and encouraging the art of filmmaking. State aid is directed at production of feature films under two principal subsidy schemes: the 60/40-scheme (primarily oriented at feature films with a commercial potential) and the consultant scheme (primarily oriented at feature films with an artistic and experimental potential).

**Table 3.1 Danish feature films - Majors with DFI subsidy commitment /2004**

English title/Danish title	Budget	DFI subsidy	(%)	TV	Int. finance	Scheme	Children /Youth
Adam's Apples/Adams æbler	2,875,000	1,082,000	38%	DR	a)	Consultant	
The Judge/Dommeren	2,344,000	1,075,000	46%	DR	b)	Consultant	
Flies on the Wall/Fluerne på væggen	1,411,000	739,000	52%	TV2	c)	Consultant	
Day and Night/Dag og nat	981,000	127,000	13%	-	d)	Consultant	
Murk/Mørke	2,969,000	1,024,000	34%	DR	e)	Consultant	
Ambulance/Ambulancen	1,546,000	739,000	48%	TV2	f)	Consultant	
Bang Bang Orangutang	1,928,000	285,000	15%	DR	g)	Consultant	
Chinaman/Kinamand	2,238,000	841,000	38%	DR	h)	Consultant	
Angels in Fast Motion/Nordkraft	2,499,000	940,000	38%	DR	i)	Consultant	
Manslaughter/Drabet	2,593,000	1,021,000	39%	TV2	j)	Consultant	
We Shall Overcome/Drømmen	2,802,000	975,000	35%	TV2	k)	Consultant	
Allegro	2,111,000	987,000	47%	DR	l)	Consultant	
Dark Horse/Voksne mennesker	1,777,000	766,000	43%	DR	m)	Consultant	
Jungo Goes Bananas (working title)/Jungledyret Hugo - fræk som altid	4,296,000	1,045,000	24%	TV2	n)	60-40	x
Skymaster/Der var engang en dreng	2,553,000	1,209,000	47%	DR	o)	Consultant	x
We are the Champions/Af banen	1,283,000	155,000	12%	TV2		Consultant	x
The Big Day/Den store dag	1,924,000	873,000	45%	TV2		60-40	
Sharks/Inkasso	1,747,000	739,000	42%	TV2		60-40	
Nynne	2,007,000	873,000	43%	TV3		60-40	
Oskar & Josefine	1,664,000	806,000	48%	TV2		60-40	x
I'm the Angel of Death - Pusher III/Pusher III	1,679,000	672,000	40%	TV2		Consultant	
The Sun King/Solkongen	2,388,000	940,000	39%	DR		60-40	
<b>Total</b>	<b>47,615,000</b>	<b>17,913,000</b>					<b>22</b>
<b>Total children &amp; Youth film</b>	<b>9,796,000</b>	<b>3,215,000</b>					<b>4</b>
<b>Children &amp; youth film share</b>	<b>21%</b>	<b>18%</b>					
<b>Total consultant scheme</b>	<b>33,589,000</b>	<b>12,637,000</b>					<b>16</b>
<b>Average per film</b>	<b>2,099,000</b>	<b>790,000</b>	<b>38%</b>				
<b>Total 60-40 scheme</b>	<b>14,026,000</b>	<b>5,276,000</b>					<b>6</b>
<b>Average per film</b>	<b>2,338,000</b>	<b>879,000</b>	<b>38%</b>				

Note: a) NFTF b) Great Britain c) Norway d) Sweden e) Great Britain f) NFTF g) Sweden h) Norway-Sweden i) NFTF j) Norway-Sweden-Great Britain k) NFTF-Great-Britain l) NFTF m) NFTF-Iceland n) Eurimages -Norway-Sweden-Germany-USA o) NFTF

**Table 3.2 Danish feature films - Majors with DFI subsidy commitment /2005**

English title/Danish title	Budget	DFI subsidy	(%)	TV	Int. finance	Scheme	Children/Youth
True Spirit/Den rette ånd	1,800,000	853,000	47%	TV2	a)	Consultant	
After the Wedding/Efter brylluppet	3,401,000	1,072,000	32%	DR	b)	Consultant	
One to One/1:1	2,212,000	1,005,000	45%	TV2	c)	Consultant	
Island of Lost Souls/De fortabte sjæles ø	5,456,000	1,340,000	25%	TV2	d)	Consultant	x
Ghetto/Ghetto	2,058,000	1,019,000	50%	DR	e)	Consultant	
The Art of Crying/Kunsten at græde i kor	2,119,000	1,102,000	52%	DR	f)	Consultant	
Pure Hearts/Rene hjerter	1,939,000	927,000	48%	DR	g)	Consultant	
The Substitute (working title)/Vikaren	2,935,000	1,206,000	41%	DR	h)	Consultant	x
To be announced/Supervoksen	1,743,000	938,000	54%	TV2		Consultant	x
To be announced/Kærestesorger	3,619,000	1,340,000	37%	DR	i)	Consultant	
Prague/Prag	1,828,000	771,000	42%	DR	j)	Consultant	
Escorted Absence/Ledsaget udgang	2,123,000	885,000	42%	TV2		Consultant	
The Three Musketeers/De tre musketerer	1,338,000	210,000	16%		k)	Consultant	x
The Boss of it All/Direktøren for det hele	2,927,000	938,000	32%	DR	l)	Consultant	
Father of Four/Far til fire - gi'r aldrig op	2,386,000	912,000	38%	TV2		60-40	x
Lotto	1,826,000	885,000	48%	TV2		60-40	
Cecilie	2,472,000	912,000	37%	TV2	m)	60-40	x
The Lost Treasure of the Knights Templar/Tempelridderens skat	2,438,000	938,000	38%	TV2		60-40	x
Easy Skanking/Fidibus	1,946,000	871,000	45%	DR		60-40	
To be announced/Sprængfarlig bombe	2,547,000	1,005,000	39%	TV2		60-40	
<b>Total</b>	<b>49,113,000</b>	<b>19,129,000</b>	<b>39%</b>				<b>20</b>
<b>Total children &amp; Youth film</b>	<b>18,768,000</b>	<b>6,456,000</b>					<b>7</b>
<b>Children &amp; youth film share</b>	<b>38%</b>	<b>34%</b>					
<b>Total consultant scheme</b>	<b>35,498,000</b>	<b>13,606,000</b>					<b>14</b>
<b>Average per film</b>	<b>2,536,000</b>	<b>972,000</b>	<b>38%</b>				
<b>Total 60-40 scheme</b>	<b>13,615,000</b>	<b>5,523,000</b>					<b>6</b>
<b>Average per film</b>	<b>2,269,000</b>	<b>921,000</b>	<b>41%</b>				

Note: a) NFTF-Sweden b) NFTF-Great Britain-Norway-Sweden c) Great Britain d) France-Germany-Great Britain-Norway-Sweden e) NFTF-Sweden f) NFTF-Norway g) NFTF-Finland -Norway-Sweden h) NFTF-Finland-Norway-Sweden i) NFTF-Finland-Norway-Sweden j) Sweden k) Great Britain-Letvia l) NFTF-France-Italy-Sweden m) Norway-Sweden

# 04

DFI is responsible for supporting and encouraging the distribution and promotion of Danish films. The DFI Distribution and Marketing department administers subsidy schemes for promotion and marketing in Denmark and abroad, film prints, Danish film festivals, local cinemas and art-house cinemas.

Table 4.1 Danish feature films - theatrical releases /2004-2005

English title/Danish title	Release date	Production company	Director	Domestic distributor	Total admissions/ April 2006	Total GBO April 2006	Number of prints
<b>Releases /2004</b>							
<b>Feature films subsidised by DFI</b>							
In Your Hands/Forbrydelser	23.01	Zentropa	Annette K. Olesen	Nordisk	129,900	1,016,000	33
Count to 100/Tæl til 100 (c/y)	06.02	Nimbus	Linda Krogsgaard Holmberg	Nordisk	23,134	181,000	35
Villa Paranoia	12.03	Clausen	Erik Clausen	Sandrew	202,337	1,294,000	62
Aftermath/Lad de små børn	26.03	Nordisk	Paprika Steen	Nordisk	51,297	400,000	37
Terkel in Trouble/Terkel i knibe (c/y)	02.04	Nordisk	Stefan Fjeldmark	Nordisk	375,822	3,010,000	75
What's Wrong with this Picture/Tid til forandring	13.08	Nordisk	Lotte Svendsen	Nordisk	38,059	307,000	30
Brothers/Brødre	27.08	Zentropa	Susanne Bier	Nordisk	424,265	2,965,000	60
Silk Road/Silkevejen	10.09	Barok+Thura	Jytte Rex	Sandrew	3,849	29,000	4
King's Game/Kongekabale	01.10	Nimbus	Nicolaj Arcel	Nordisk	551,887	4,017,000	60
My Sister's Kids in Egypt/Min søsters børn i Ægypten (c/y)	08.10	Moonlight	Kasper Barfoed	Sandrew	465,797	3,442,000	90
Sharks/Inkasso	22.10	ASA	Lasse Spang Olsen	Angel Scanbox	161,920	1,361,000	77
Oh Happy Day	05.11	Fine&Mellow	Hella Joof	Nordisk	248,327	1,608,000	61
Day and Night/Dag og nat	26.11	Zentropa	Simon Staho	Nordisk	3,187	25,000	4
Little Big Mouse/Cirkeline og verdens mindste superhelt (c/y)	10.12	Dansk Tegnefilm	Jannik Hastrup	SF Film	57,179	398,000	40
Lost Generation/Familien Gregersen	17.12	Regner Grasten	Charlotte Sachs Bostrup	Regner Grasten	151,756	1,829,000	70
With Blood on my Hands/Pusher II	25.12	NWR	Nicolas Winding Refn	Nordisk	161,983	1,427,000	43
The Fakir/Fakiren fra Bilbao (c/y)	25.12	M&M	Peter Flinth	Nordisk	171,429	1,259,000	80
<b>Total admissions</b>					<b>3,222,128</b>	<b>24,568,000</b>	
<b>Feature films without DFI production subsidy</b>							
(No title)/ Afgrunden	19.03	Point of no return	Torben Skjødt Jensen	SF Film	799	6,000	1
The Good Cop/Den gode strømmer	16.04	Endaxi Film	Lasse Spang Olsen	Sandrew	95,994	802,000	60
<b>Grand total</b>					<b>3,318,921</b>	<b>25,376,000</b>	
<b>Releases /2005</b>							
<b>Feature films subsidised by DFI</b>							
Big Plans/Store planer	07.01	Angel Productions	Jesper W. Nielsen	Angel Films	73,188	602,000	80
Accused/Anklaget	28.01	Nordisk Film	Jakob Thuesen	Nordisk	48,801	417,000	19
Dear Wendy	04.02	Lucky Punch	Thomas Vinterberg	Nordisk	14,521	124,000	14
Oskar & Josefine (c/y)	11.02	Cosmo Film	Carsten Myllerup	SF Film	249,777	1,851,000	88
The Sun King/Solkongen	11.02	Thura Film	Tomas Villum Jensen	Sandrew M.	347,852	2,991,000	68
The Leap/Springet	25.02	Dagmar Film	Henning Carlsen	SF Film	3,115	27,000	25
Angels in Fast Motion/Nordkraft	04.03	Nimbus Film	Ole Christian Madsen	Nordisk	195,009	1,709,000	54
We are the Champions/Af banen (c/y)	11.03	Zeitgeist	Martin Hagbjer	Angel Films	71,657	529,000	52
Young Andersen/Unge Andersen (c/y)	11.03	Nordisk Film	Rumle Hammerich	Nordisk	10,017	59,000	8
The Big Day/Den store dag	18.03	Nordisk Film	Morten Arnfred	Nordisk	51,147	436,000	65
Chinaman/Kinamand	01.04	Fine & Mellow	Henrik Ruben Genz	Nordisk	26,083	222,000	28
Adam's Apples/Adams æbler	14.04	M&M Productions	Anders Thomas Jensen	Nordisk	354,241	3,202,000	69
Lost and Found/Opbrud	22.04	Blenkov & Schønnemann	Jacob Grønlykke	Nordisk	5,089	41,000	16
Dark Horse/Voksne mennesker	13.05	Nimbus Film	Dagur Kári	Nordisk	11,938	103,000	16
Manderlay	03.06	Zentropa	Lars von Trier	Nordisk	21,026	185,000	26
Return to Sender	24.06	Moviefan Scandinavia	Bille August	Nordisk	113,493	722,000	50
Ambulance/Ambulancen	15.07	Nordisk Film	Laurits Munch-Petersen	Nordisk	46,664	429,000	41
Flies on the Wall/Fluerne på væggen	12.08	Nordisk Film	Åke Sandgren	Nordisk	53,362	470,000	26
Manslaughter/Drabet	26.08	Zentropa	Per Fly	Nordisk	394,227	2,783,000	61
I am the Angel of Death - Pusher III/Pusher III	02.09	NWR	Nicolas Winding Refn	Nordisk	39,523	365,000	40
Strings (c/y)	09.09	Bald Film	Anders Rønnow Klarlund	SF Film	17,023	107,000	21
Allegro	30.09	Alphaville Pictures	Christoffer Boe	SF Film	14,465	85,000	22
Murk/Mørke	07.10	Fine & Mellow	Jannik Johansen	Nordisk	103,341	923,000	45
Father of Four/Far til fire - gi'r aldrig op (c/y)	14.10	ASA Film Production	Claus Bjerre	Angel Films	512,651	3,929,000	119
Nynne	28.10	Angel Productions	Jonas Elmer	Angel Films	431,621	3,231,000	65
The Judge/Dommeren	04.11	Zentropa	Gert Fredholm	Nordisk	21,162	176,000	26
Bang Bang Orangutang	09.12	Cinevita Film Company	Simon Staho	SF Film	3,844	25,000	4
True Spirit/Den rette ånd	16.12	M&M Productions	Martin Strange-Hansen	Nordisk	2,903	23,000	16
<b>Total admissions</b>					<b>3,237,740</b>	<b>25,766,000</b>	
<b>Feature films without DFI production subsidy</b>							
Restless Souls/Bag det stille ydre	27.05	Wise Guy Productions	Martin Schmidt	Angel Films	26,267	232,000	45
Buster Bob & Streetwise Sally/Bolle Bob og smukke Sally (c/y)	15.07	Regner Grasten Film	Rune Bendixen	UIP	191,007	1,449,000	66
Girl's Talk/Veninder	29.07	Regner Grasten Film	Charlotte Sachs Bostrup	UIP	111,888	998,000	55
<b>Grand total</b>					<b>3,566,902</b>	<b>28,445,000</b>	

# 05

For a number of years, Denmark has boasted a consistently high market share for Danish feature films in the home market. Correspondingly the average number of admissions is higher for Danish feature films than for titles from other countries.

**Table 5.1 Feature films - Top 20 Denmark /2005**

Title	Country	Release date	Admissions (1000s)	Market share/ admissions	GBO (1000s)	Market share/ GBO	Prints
1 Harry Potter and the Goblet of Fire	USA	18.11	624	5%	7,040	7%	97
2 Father of Four/Far til fire gi'r aldrig op	DEN	14.10	496	4%	3,840	4%	119
3 Star Wars: Episode III Revenge of the Sith	USA	20.05	438	4%	4,320	4%	94
4 Nynne	DEN	28.10	395	3%	3,010	3%	65
5 Manslaughter/Drabet	DEN	26.08	387	3%	2,780	3%	61
<b>Total top 5</b>			<b>2,340</b>	<b>19%</b>	<b>20,990</b>	<b>20%</b>	
6 Madagascar	USA	02.09	385	3%	3,060	3%	95
7 Adam's Apples/Adams æbler	DEN	14.04	354	3%	3,200	3%	69
8 The Sun King/Solkongen	DEN	11.02	348	3%	2,990	3%	68
9 Der Untergang	GER	11.03	336	3%	3,520	3%	16
10 Oskar & Josefine	DEN	11.02	250	2%	1,850	2%	88
<b>Total top 10</b>			<b>4,013</b>	<b>33%</b>	<b>35,610</b>	<b>34%</b>	
11 Batman Begins	USA	22.07	224	2%	2,330	2%	54
12 Poohs Heffalump Movie	USA	11.02	208	2%	1,550	1%	55
13 The Phantom of the Opera	USA	14.01	208	2%	1,510	1%	60
14 Mr. and Mrs. Smith	USA	17.06	206	2%	1,880	2%	70
15 Charlie and the Chocolate Factory	USA	23.09	197	2%	1,610	2%	63
16 Angels in Fast Motion/Nordkraft	DEN	04.03	195	2%	1,710	2%	54
17 Buster Bob and Streetwise Sally/Bølle Bob og smukke Sally	DEN	15.07	191	2%	1,450	1%	66
18 War of the Worlds	USA	01.07	182	1%	1,770	2%	70
19 The Chronicles of Narnia: The Lion, The Witch and the Wardrobe	USA	25.12	181	1%	1,650	2%	89
20 Robots	USA	18.03	172	1%	1,340	1%	89
<b>Total top 20</b>			<b>5,977</b>	<b>49%</b>	<b>52,410</b>	<b>50%</b>	
<b>Total all films</b>			<b>12,187</b>		<b>105,490</b>		

Source: Statistics Denmark

**Table 5.2 Feature films - Top 20 /1999-2005**

Country of origin	1998	1999	2000	2001	2002	2003	2004	2005
Denmark	4	6	6	6	7	6	6	8
Rest of Europe	1	3	0	1	1	1	1	1
USA	15	11	13	12	12	13	13	11
Rest of world	0	0	1	1	0	0	0	0



**Table 5.3 Admissions, market shares & box office in Denmark /1998-2005**

Year	Total releases 1)	Total admissions 2) (1000s)	Total GBO (1000s) 3)
1998	176	11,011	71,990
1999	176	11,020	72,440
2000	192	10,691	74,350
2001	172	11,973	87,040
2002	208	12,911	99,160
2003	209	12,297	97,540
2004	237	12,787	104,940
2005	233	12,187	105,490

**Danish films in Denmark**

Year	Total releases	Total admissions 2) (1000s)	Average admissions	Market share (admissions)	Market share (GBO)
1998	18	1,589	88,000	14%	13%
1999	16	3,111	194,000	28%	26%
2000	17	2,050	121,000	19%	18%
2001	19	3,652	192,000	31%	28%
2002	19	3,242	171,000	25%	24%
2003	24	3,167	132,000	26%	23%
2004	19	3,025	159,000	24%	22%
2005	31	3,953	128,000	32%	30%

**European films in Denmark (excl. Danish films)**

Year	Total releases	Total admissions 2) (1000s)	Average admissions	Market share (admissions)	Market share (GBO)
1998	42	1,203	29,000	11%	9%
1999	53	1,644	31,000	15%	15%
2000	51	918	18,000	9%	8%
2001	43	1,176	27,000	10%	9%
2002	60	1,393	23,000	11%	8%
2003	53	1,246	24,000	10%	10%
2004	63	866	14,000	7%	6%
2005	52	1,269	24,000	10%	9%

**American films in Denmark**

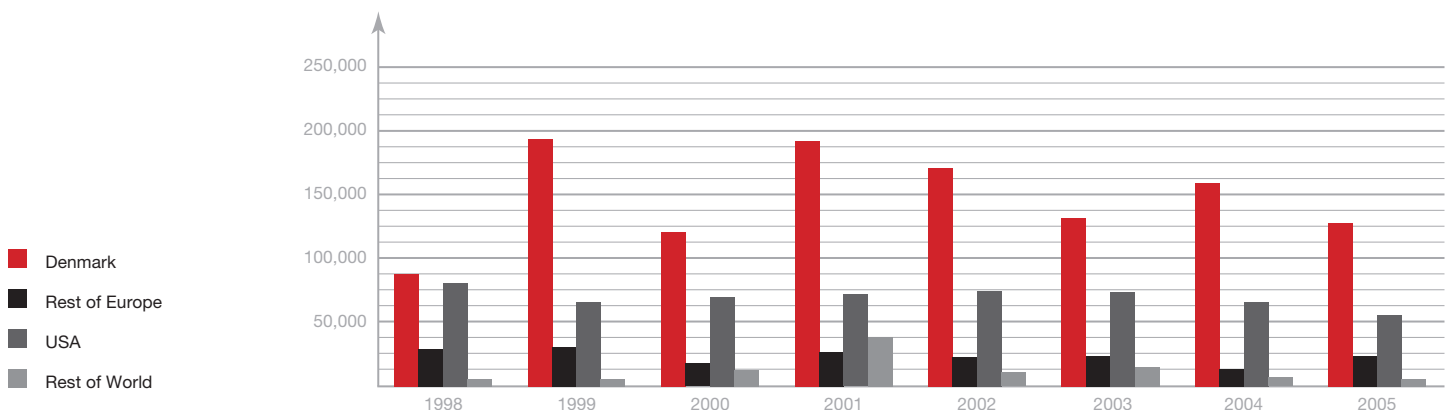
Year	Total releases	Total admissions 2) (1000s)	Average admissions	Market share (admissions)	Market share (GBO)
1998	101	8,159	81,000	74%	78%
1999	95	6,228	66,000	57%	59%
2000	108	7,573	70,000	71%	73%
2001	92	6,642	72,000	55%	59%
2002	108	8,149	75,000	63%	67%
2003	103	7,591	74,000	62%	65%
2004	134	8,796	66,000	69%	72%
2005	122	6,855	56,000	56%	59%

**Films from rest of the world in Denmark**

Year	Total releases	Total admissions 2) (1000s)	Average admissions	Market share (admissions)	Market share (GBO)
1998	10	60	6,000	1%	0%
1999	6	37	6,000	0%	0%
2000	12	150	13,000	1%	1%
2001	13	503	39,000	4%	4%
2002	12	127	11,000	1%	1%
2003	20	293	15,000	2%	2%
2004	15	100	7,000	1%	1%
2005	18	110	6,000	1%	1%

Note: 1) The sum of total releases includes Danish shorts & documentaries (not included in total releases for Denmark) 2) Total admissions includes releases from current and previous years 3) Source: Statistics Denmark

**Figure 5.4 Average number of admissions per film from various countries**



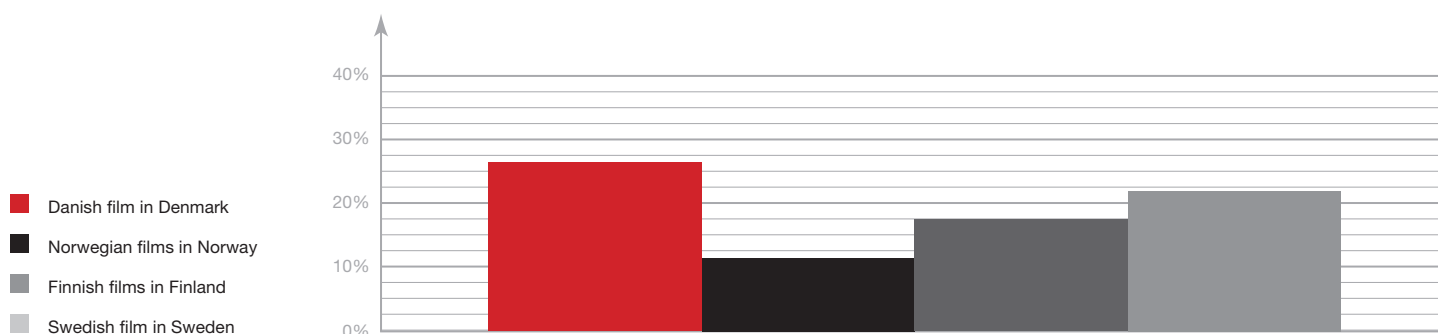
**Table 5.5 National market shares in Scandinavia**

Admissions in percent of total national market

	1999	2000	2001	2002	2003	2004	2005	Average 1999-05
Danish films in Denmark	28%	19%	31%	25%	26%	24%	32%	26%
Norwegian films in Norway	7%	6%	15%	7%	19%	15%	12%	12%
Finnish films in Finland	25%	15%	10%	17%	22%	17%	16%	17%
Swedish films in Sweden	22%	26%	24%	17%	20%	23%	23%	22%

Sources: DFI, Norsk Film Fond, Finnish Film Foundation & Swedish Film Institute

**Figure 5.6 National market shares in Scandinavia, average 1999-2005**



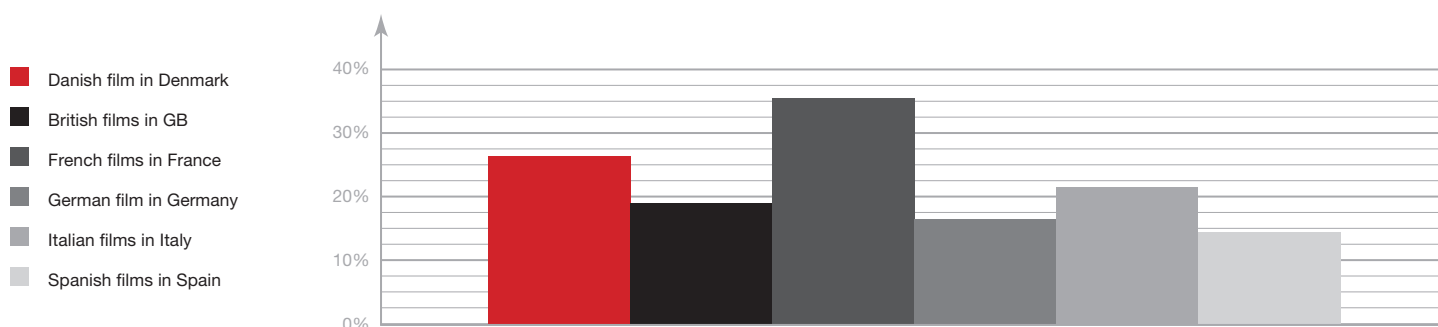
**Table 5.7 National market shares, Denmark and the big five**

Admissions in percent of total national market

	1999	2000	2001	2002	2003	2004	2005	Average 1999-05
Danish film in Denmark	28%	19%	31%	25%	26%	24%	32%	26%
British films in GB	18%	19%	13%	16%	11%	23%	33%	19%
French films in France	32%	29%	41%	35%	35%	38%	37%	35%
German film in Germany	14%	13%	18%	12%	18%	24%	17%	16%
Italian films in Italy	24%	18%	19%	22%	22%	20%	25%	21%
Spanish films in Spain	14%	10%	18%	14%	16%	13%	17%	14%

Sources: DFI, European Audiovisual Observatory (31.03.05)

**Figure 5.8 Denmark and the big five, average national market shares 1999-2005**



## 06

DFI is responsible for promoting sales and raising awareness of Danish films abroad. The DFI festival unit administers a subsidy scheme for the international promotion and marketing of Danish films abroad.

**Table 6.1 Danish feature films - Festival participation abroad supported by DFI**

	2003	2004	2005
Titles	92	94	91
Hereof new releases, titles 1)	31	34	41
Festivals/events with Danish participation	233	232	234
Awards at foreign festivals	63	60	61

Note: 1) Released current or previous year

**Table 6.2 Danish shorts & documentaries - Festival participation abroad supported by DFI**

	2003	2004	2005
Titles	124	139	106
Hereof new releases, titles 1)	52	40	45
Festivals/events with Danish participation	168	202	166
Awards at foreign festivals	14	25	20

Note: 1) Released current or previous year

**Table 6.3 Distribution of Danish feature films outside DK - Top 10/1996-2005**

Title	Production year	Admissions Europe (excl. Denmark)	Admissions USA (and other)	Admissions Denmark 1)	Total Admissions Europe, USA & other	Territories
Dancer in the Dark	2000	3,642,003	755,907	202,782	4,600,692	28
Breaking the Waves	1996	2,938,637	897,193	298,548	4,134,378	22
Smilla's Sense of Snow	1997	2,547,201	505,949	411,654	3,464,804	12
Italian for Beginners	2000	2,215,672	787,734	828,701	3,832,107	25
The Celebration	1998	2,150,082	255,827	403,642	2,809,551	21
Help! I'm A Fish	2000	2,103,206	141,851	355,067	2,600,124	20
Dogville	2003	2,140,480	247,181	109,735	2,497,396	25
The Idiots	1998	716,378	-	119,892	836,270	21
Mifune	1999	704,417	-	351,128	1,055,545	20
The Olsen Gang - Final Mission	1996	565,067	-	628,801	1,193,868	2

Source: Lumiere database 27-04-2006

Note: 1) Source: Statistics Denmark

